



ER-CB – CoolBore Extended ER Collet Coolant Options

Peripheral cooling with the new ER-CB collets complementary to the established internal cooling and coolant flush disk variant

PROCESS RELIABILITY

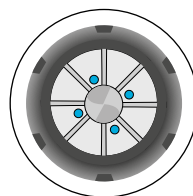
The best chip removal and exact supply of the cooling lubricant ensure high process reliability.

OPTIMIZED

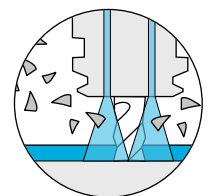
Optimum peripheral cooling and lubrication of the tool engagement point through holes in the collet.

REGO-FIX ER

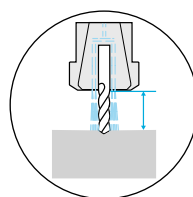
Perfectly matched ER components result in lowest runout errors and highest power transmission.



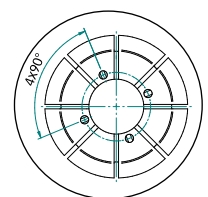
ER collet with straight, integrated cooling holes for optimum lubrication



Efficient chip removal



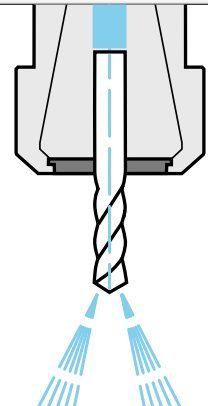
CoolBore collet enables short interference contour




4 cooling holes with $\varnothing 1.5$ mm over all ER sizes

ER collets: cooling options overview

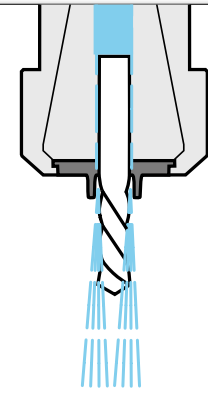
DS: Sealing disk




- // Precise cooling at the cutting edge and improved chip removal
- // Optimized for deep drilling and threads



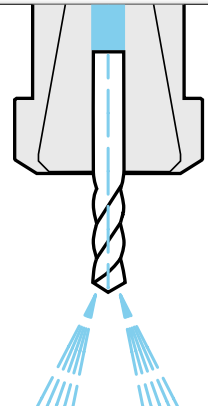
KS: Coolant flush disk




- // Coolant perfectly guided along the tool shank
- // Best results at high rpm



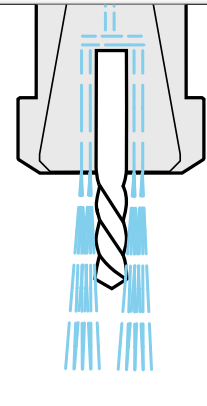
DM: Metallic sealed




- // Precise cooling at the cutting edge and improved chip removal
- // No additional components necessary



CB: CoolBore



- // No additional components necessary and compatible with the standard ER clamping nut
- // High output pressure for improved chip removal



Type	Part No.
ER 16-CB – CoolBore	
ER 16-CB Ø 3.00mm	1216.03009
ER 16-CB Ø 4.00mm	1216.04009
ER 16-CB Ø 6.00mm	1216.06009
ER 16-CB Ø 8.00mm	1216.08009
ER 16-CB Ø 1/8"	1216.03189
ER 16-CB Ø 1/4"	1216.06359

Type	Part No.
ER 20-CB – CoolBore	
ER 20-CB Ø 3.00mm	1220.03009
ER 20-CB Ø 4.00mm	1220.04009
ER 20-CB Ø 6.00mm	1220.06009
ER 20-CB Ø 8.00mm	1220.08009
ER 20-CB Ø 10.00mm	1220.10009

Type	Part No.
ER 25-CB – CoolBore	
ER 25-CB Ø 6.00mm	1225.06009
ER 25-CB Ø 8.00mm	1225.08009
ER 25-CB Ø 10.00mm	1225.10009
ER 25-CB Ø 12.00mm	1225.12009
ER 25-CB Ø 16.00mm	1225.16009
ER 25-CB Ø 3/8"	1225.09539
ER 25-CB Ø 1/2"	1225.12709

Type	Part No.
ER 32-CB – CoolBore	
ER 32-CB Ø 6.00mm	1232.06009
ER 32-CB Ø 8.00mm	1232.08009
ER 32-CB Ø 10.00mm	1232.10009
ER 32-CB Ø 12.00mm	1232.12009
ER 32-CB Ø 16.00mm	1232.16009
ER 32-CB Ø 20.00mm	1232.20009
ER 32-CB Ø 1/2"	1232.12709
ER 32-CB Ø 5/8"	1232.15889
ER 32-CB Ø 3/4"	1232.19059